



SOPHSON INDUSTRY CO., LTD





SOPHSON INDUSTRY CO., LTD

管接头系列产品使用的注意事项 Cautions in Application of Tube Joint	01/03
公制接管-R(PT)螺纹接头 Metric Size-R(PT)Thread Type	04/31
公制接管-G螺纹接头 Metric Size-G Thread Type	32/47
英制接管-NPT螺纹接头 Inch Size-NPT Thread Type	48/61
迷你接管头 Compact One Touch Fittings	62/69

SOPHSON INDUSTRY CO., LTD

Tel: 86-571-23283936

Email: sales@sophson.com

Website: <https://sophson.com>

Address: 7-101, Dongxing Rd.228, Hangzhou city, Zhejiang Province, China

管接头系列产品使用的注意事项

Cautions in Application of Tube Joint

在选用产品及使用前必须弄清下列事项

Before use, it should make clear following points

警告 Warning

- 1.在空气、水（机种及订制生产时可以使用）以外的流体中，不要使用；
- 2.如在生产火花的场所使用，可能引起火灾，因此禁止在这种场合使用；
- 3.如在60℃以上的热水中使用，则由于热量及加水分解引起树脂被损坏的可能，因此禁止在这种情况下使用；
- 4.本公司产品不能用于带静电场所；
- 5.不要使用管接头上受外部负荷（弯曲、扭曲、牵拉），不然可能损坏或泄漏的原因。

- 1.Except air and water (only special type and custom-design),never attempt to use the tube joint other fluids.
- 2.The tube joint application is prohibited where spark and fire might be occurred.
- 3.The tube joint application is prohibited if water temperature is above 60℃ because resin might be decomposed and damaged in water under a high temperature.
- 4.The tube joint is not designed for application where there is static charge.
- 5.Never apply tube joint with additional external load (bending, twist or pulling), otherwise damage or leakage will be occurred.

注意 Caution

- 1.如使用非本公司的气管产品，可能由于气管的公差引起泄漏或连接及拆卸的不正常，因此一定要检查确认外径是否符合下表的尺寸。

- 1.If you use other supplier tubing, the different tubing tolerance might cause leakage or incorrect connection and disassembly.It must check if tubing OD is in compliance with the specification as listed in following table.

规格 / Size	PU管 / Polyurethane Tube	尼龙管 / Nylon Tube
Φ4mm	±0.10	±0.08
Φ6mm	±0.12	±0.10
Φ8mm	±0.12	±0.10
Φ10mm	±0.15	±0.12
Φ12mm	±0.15	±0.12
Φ16mm	±0.15	±0.16

- 2.请检查确认气管端面是否被切断成直角，气管外是否有破损或划痕。在连接气管时，请参照下列内容，本公司产品在把气管插入管接头时，会感到有2段感觉，第1段为锁紧爪部分，第2段为密封圈部分，必须插入到第2段。

气管接连及拆卸用按钮，被设计成容易连接和拆卸的椭圆形，如椭圆形按钮受使用空间的限制，可以在订货时注明定制圆形按钮。在连接完管接头和气管后，必须要拉动气管检查确认气管是否能够拉动，不能拉动情况下才能投入使用。

- 2.Always check the end of tubing for a right angle cutting and check the external surface of tubing for any damage or scratch. Please refer to following instruction in connection of tubing. When you insert the air tubing into the joint, you will have two-step feeling. Section One is locking claw while Section Two is sealing ring. You must insert the tube into Section Two.

Sleeve is used in tubing connection and disconnection. The sleeve is designed as an oval shape, which is convenient in assembly and disassembly. However, round steeve is available to meet any customer special demand if the customer product has limited space for oval sleeve. After connection of tube joint and tubing, always try to pull tubing and ensure its firm connection.

气管的最小插入长度如下表，使用时必须要留有下表所示的气管长度的余量

The minimum insertion length of tubing is as listed, however, the tubing length tolerance as listed is necessary in practice.

气管外径 / Tube Size		Φ4	Φ6	Φ8	Φ10	Φ12	Φ16
插管深度C Sleeve Size	金属 Metal	14.6	15.2	16.2	18.7	21.7	24.5
	塑料 Plastic	15.1	16	18.1	20.4	23.2	24.2

3.拆卸气管时注意事项

拆卸气管时，应检查确认气管内的气压是否为0。

在拆卸气管时，均匀而深深地按住按钮后，再拉出气管，如按压力量不足，则气管不易被拉出，而气管外壁会被锁紧爪划出痕迹，可能会成为漏气的原因。

在拆卸气管时，不要左右或360度旋转气管，如此气管可能被锁紧爪划出沟槽，拉不出来。

- 3.Cautions during disassembly of tubing Before disconnection of tubing, always check tubing internal pressure for zero.

For disconnection of tubing, always press sleeve heavily and then pull out tubing. If sleeve is not pressed with enough force, it is hard to pull out tubing and external surface scratch might be resulted by locking claw, which is the cause of air leakage.

Don't swing or rotate tubing in disconnection otherwise groove might be resulted on the tubing surface by locking claw to prevent tubing from pulling.

Metric Size-R(PT)Thread Type

公制接管-R (PT) 螺纹接头



4.产品本身使用注意事项

在拧管接头时，用适当的工具拧管接头的外六角或内六角部位。

在拧螺丝时，按螺纹规格推荐扭矩，如用大于推荐扭矩的来拧，则可能造成螺纹的损坏和漏气。还有，如用小于推荐扭矩的扭矩来拧螺丝，则存在漏气和螺丝松动的可能。

在拧紧螺丝后，本公司大部分产品都可以调整气管的方向，如调整费力时，请用推荐扭矩内的力拧转螺纹来调整气管方向。

4. Always use proper tool to tighten external hexagonal and internal hexagonal parts of the tube joint.

Always apply recommended torque on screws otherwise extra torque might damage thread and cause air leakage while insufficient torque might cause loose screws and air leakage.

After screws are tightened, you may adjust the direction of tubing with most of our tube joint. If it is hard in adjustment, you may apply recommended torque to turn screw to adjust direction of tubing.

按螺纹规格推荐的扭矩

Recommended Torque for Different Thread Specification

螺纹种类 Thread Type	螺纹规格 Thread Specification	Torque(kgf.cm)
公制螺纹 Metric thread	M3	7
	M5	15-19
	M6	20-27
锥管螺纹 R/Rc thread	R/Rc1/8	70-90
	R/Rc1/4	120-140
	R/Rc3/8	220-240
	R/Rc1/2	280-300
UNF(Unified) 螺纹 thread	NO.10-32	
	UNF	
NPT螺纹 NPT thread	1/16	70-90
	1/8	70-90
	1/4	120-140
	3/8	220-240
	1/2	280-300

特点

- 1.快速安装，简单灵巧，节省空间；
- 2.型式多样，满足任何气动布管需要；
- 3.即使安装以后，塑料管体也可任意转向；
- 4.按钮采用椭圆型设计，拆卸更加省力方便；
- 5.所有锥管螺纹预涂聚四氟乙烯防漏胶，密封性能好；
- 6.接头均带内六角孔，便于狭窄处安装。

技术参数 / Specification

使用流体 / Fluid	空气，真空 / Air, vacuum
使用压力范围 / Pressure Range	0~1.0MPa
负压 / Negative Pressure	-100KPa(10Torr)
耐压 / Max Pressure	1.5MPa
使用温度范围 / Temperature Range	0~60℃
适用软管 / Applicable Tube	尼龙及PU / NYLON(PA)Polyurethane(PU)

① 型号 / Type

② 气管外径 / Tube Outer Diameter

代号 / Code	公制管 / Metric Size					
	04	06	08	10	12	16
气管外径 Tube Outer Diameter	mm Φ4	Φ6	Φ8	Φ10	Φ12	Φ16

代号 / Code	公制螺纹 / Metric Size			
	M5	M6	M8	M10
螺纹 / Thread	M5x0.8	M6x1	M8x1	M10x1

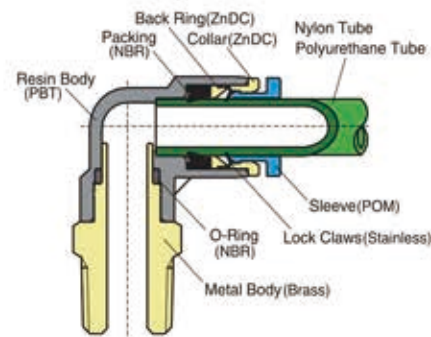
Characteristics

- 1.Quick installation, simple and flexible, space-saving.
2. The tube fitting comes in a wide variety of models to meet all your needs in pneumatic piping.
3. Even after installation, the direction of tubing can be changed freely.
4. The release ring adopts the ellipse design to make it more convenient and labor-saving for disconnection.
5. All taper threads are pre-coated with Teflon with fine seal performance.
6. All fittings are equipped with the internal hexagonal holes. It is easy for them to be mounted in the narrow places.

型号命名 / Product Code System

结构图 / Structure Chart

PC 08 - 01



③ 螺纹型式及尺寸 / Thread Type and Size

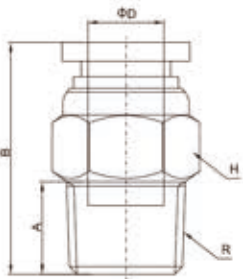
代号 / Code	55° 锥管螺纹 / 55° Taper Pipe Thread				
	01	02	03	04	06
螺纹 / Thread	R1/8	R1/4	R3/8	R1/2	R3/4

代号 / Code	公制螺纹 / Metric Size				
	M12	M12A	M14	M16	M20
螺纹 / Thread	M12x1.25	M12Ax1.5	M14x1.5	M16x1.5	M20x1.5

PC

Male Straight

螺纹直通

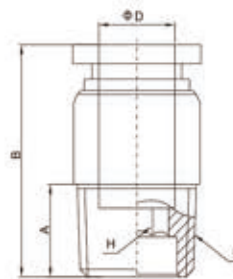


型号 Model	ΦD	R	A	B	H
PC 04-M5	4	M5	4	19	10
PC 04-01		R1/8	7	19	10
PC 04-02		R1/4	9.5	19	14
PC 06-M5	6	M5	4	20.5	12
PC 06-01		R1/8	7	20	12
PC 06-02		R1/4	9.5	21	14
PC 06-03		R3/8	10	21	17
PC 06-04		R1/2	13	24	21
PC 08-01	8	R1/8	7	24.5	14
PC 08-02		R1/4	9.5	24.5	14
PC 08-03		R3/8	10	22	17
PC 08-04		R1/2	13	25	21
PC 10-01	10	R1/8	7	29	17
PC 10-02		R1/4	9.5	31	17
PC 10-03		R3/8	10	28.5	17
PC 10-04		R1/2	13	26	21
PC 12-01	12	R1/8	7	30.5	20
PC 12-02		R1/4	9.5	32.5	20
PC 12-03		R3/8	10	29	20
PC 12-04		R1/2	13	27.5	21
PC 16-02	16	R1/4	9.5	33.5	24
PC 16-03		R3/8	10	34	24
PC 16-04		R1/2	13	35	24

POC

Hex. Holed Straight

螺纹直通

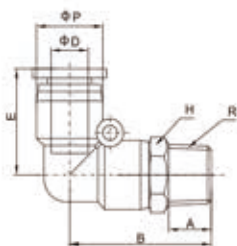


型号 Model	ΦD	R	A	B	H
POC04-M5	4	M5	4	19	2
POC04-01		R1/8	7	19	3
POC04-02		R1/4	9.5	19	3
POC06-M5	6	M5	4	20.5	2
POC06-01		R1/8	7	20	4
POC06-02		R1/4	9.5	21	4
POC06-03		R3/8	10	21	4
POC06-04		R1/2	13	24	4
POC08-01	8	R1/8	7	24.5	5
POC08-02		R1/4	9.5	24.5	5
POC08-03		R3/8	10	22	6
POC08-04		R1/2	13	25	6
POC10-01	10	R1/8	7	29	5
POC10-02		R1/4	9.5	31	6
POC10-03		R3/8	10	28.5	8
POC10-04		R1/2	13	26	8
POC12-01	12	R1/8	7	30.5	5
POC12-02		R1/4	9.5	32.5	6
POC12-03		R3/8	10	29	8
POC12-04		R1/2	13	27.5	8
POC16-02	16	R1/4	9.5	33.5	6
POC16-03		R3/8	10	34	8
POC16-04		R1/2	13	35	10

PL

Male Elbow

螺纹弯通

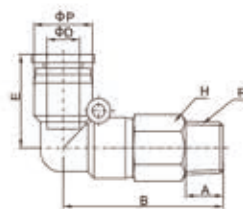


型号 Model	ΦD	E	B	ΦP	A	R	H
PL04-M5	4	18	22.2	11	4	M5	10
PL04-01		18	24.8	11	7	R1/8	10
PL04-02		18	28.8	11	9.5	R1/4	14
PL06-M5	6	19	22.5	13.4	4	M5	12
PL06-01		19	25.2	13.4	7	R1/8	12
PL06-02		19	28.2	13.4	9.5	R1/4	14
PL06-03		19	29.2	13.4	10	R3/8	17
PL06-04		19	33.7	13.4	13	R1/2	21
PL08-01	8	23	28.5	15	7	R1/8	14
PL08-02		23	32	15	9.5	R1/4	14
PL08-03		23	33	15	10	R3/8	17
PL08-04		23	36	15	13	R1/2	21
PL10-01	10	27.5	33.3	18.8	7	R1/8	17
PL10-02		27.5	36.3	18.8	9.5	R1/4	17
PL10-03		27.5	36.8	18.8	10	R3/8	17
PL10-04		27.5	40.5	18.8	13	R1/2	21
PL12-01	12	29.5	36.5	21	7	R1/8	19
PL12-02		29.5	38.5	21	9.5	R1/4	19
PL12-03		29.5	39	21	10	R3/8	19
PL12-04		29.5	44	21	13	R1/2	21
PL16-02	16	31.5	41	26	9.5	R1/4	24
PL16-03		31.5	42	26	10	R3/8	24
PL16-04		31.5	45	26	13	R1/2	24

PLL

Male Long Elbow

加长型螺纹弯通

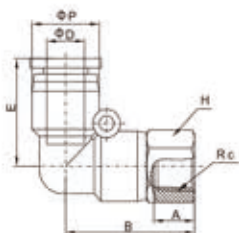


型号 Model	ΦD	E	B	ΦP	A	R	H
PLL04-M5	4	18	32	11	4	M5	10
PLL04-01		18	34	11	7	R1/8	10
PLL04-02		18	37	11	9.5	R1/4	14
PLL06-M5	6	19	34.5	13.4	4	M5	12
PLL06-01		19	37.5	13.4	7	R1/8	12
PLL06-02		19	40	13.4	9.5	R1/4	14
PLL06-03		19	41.5	13.4	10	R3/8	17
PLL06-04		19	45	13.4	13	R1/2	21
PLL08-01	8	23	42.5	15	7	R1/8	14
PLL08-02		23	44.5	15	9.5	R1/4	14
PLL08-03		23	46.5	15	10	R3/8	17
PLL08-04		23	50	15	13	R1/2	21
PLL10-01	10	27.5	52	18.8	7	R1/8	17
PLL10-02		27.5	54	18.8	9.5	R1/4	17
PLL10-03		27.5	55	18.8	10	R3/8	17
PLL10-04		27.5	58.5	18.8	13	R1/2	21
PLL12-01	12	29.5	59	21	7	R1/8	19
PLL12-02		29.5	59.5	21	9.5	R1/4	19
PLL12-03		29.5	60.5	21	10	R3/8	19
PLL12-04		29.5	64	21	13	R1/2	21
PLL16-02	16	31.5	72	26	9.5	R1/4	24
PLL16-03		31.5	74	26	10	R3/8	24
PLL16-04		31.5	78	26	13	R1/2	24

PLF

Female Elbow

内螺纹弯通

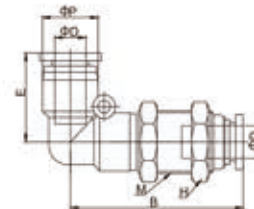


型号 Model	ΦD	E	B	ΦP	A	R	H
PLF04-M5	4	18	21.2	11	4	M5	10
PLF04-01		18	23.5	11	7	Rc1/8	14
PLF04-02		18	26.5	11	9.5	Rc1/4	17
PLF06-M5	6	19	21.8	13.4	4	M5	12
PLF06-01		19	24.2	13.4	7	Rc1/8	12
PLF06-02		19	27.2	13.4	9.5	Rc1/4	17
PLF06-03		19	28.8	13.4	10	Rc3/8	21
PLF06-04		19	30.8	13.4	13	Rc1/2	24
PLF08-01	8	23	27.5	15	7	Rc1/8	14
PLF08-02		23	31	15	9.5	Rc1/4	17
PLF08-03		23	32	15	10	Rc3/8	21
PLF08-04		23	34	15	13	Rc1/2	24
PLF10-01	10	27.5	31.8	18.8	7	Rc1/8	17
PLF10-02		27.5	35	18.8	9.5	Rc1/4	17
PLF10-03		27.5	36	18.8	10	Rc3/8	21
PLF10-04		27.5	38	18.8	13	Rc1/2	24
PLF12-01	12	29.5	33.5	21	7	Rc1/8	21
PLF12-02		29.5	37	21	9.5	Rc1/4	21
PLF12-03		29.5	38	21	10	Rc3/8	21
PLF12-04		29.5	40	21	13	Rc1/2	24

PLM

Bulkhead Elbow

隔板弯通

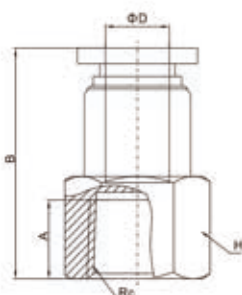


型号 Model	ΦD	E	B	ΦP	A	M	H
PLM04	4	18	43.6	11	7	M12	14
PLM06	6	19	46.5	13.4	9.5	M14	17
PLM08	8	23	53.5	15	4	M16	20
PLM10	10	27.5	63.8	18.8	7	M20	24
PLM12	12	29.5	69.2	21	9.5	M22	27
PLM16	16	31.5	76	26	10	M24	30

PCF

Female Straight

内螺纹直通

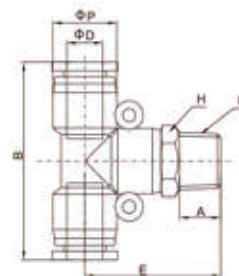


型号 Model	ΦD	Rc	A	B	H
PCF04-01	4	Rc1/8	8	23	12
PCF04-02		Rc1/4	11	26	17
PCF06-01	6	Rc1/8	8	24.5	12
PCF06-02		Rc1/4	11	27.5	17
PCF06-03		Rc3/8	12	28.5	21
PCF06-04		Rc1/2	14	30.5	24
PCF08-01	8	Rc1/8	8	26.5	14
PCF08-02		Rc1/4	11	29.5	17
PCF08-03		Rc3/8	12	30.5	21
PCF08-04		Rc1/2	14	32.5	24
PCF10-01	10	Rc1/8	8	30.5	17
PCF10-02		Rc1/4	11	33.5	17
PCF10-03		Rc3/8	12	34.5	21
PCF10-04		Rc1/2	14	36.5	24
PCF12-02	12	Rc1/4	11	34	21
PCF12-03		Rc3/8	12	35	21
PCF12-04		Rc1/2	14	37	24

PB

Branch Tee

螺纹三通

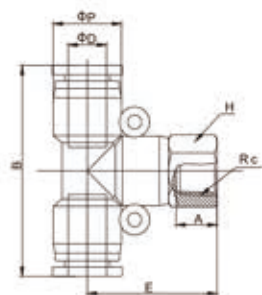


型号 Model	ΦD	E	B	ΦP	A	R	H
PB04-M5	4	22	36.5	11	4	M5	10
PB04-01		24.5	36.5	11	7	R1/8	10
PB04-02		27.5	36.5	11	9.5	R1/4	14
PB06-M5	6	23	38.5	13.4	4	M5	12
PB06-01		25.5	38.5	13.4	7	R1/8	12
PB06-02		28.5	38.5	13.4	9.5	R1/4	14
PB06-03		29.5	38.5	13.4	10	R3/8	17
PB06-04	8	34	38.5	13.4	13	R1/2	21
PB08-01		28.5	45.5	15	7	R1/8	14
PB08-02		32	45.5	15	9.5	R1/4	14
PB08-03		33	45.5	15	10	R3/8	17
PB08-04	10	36	45.5	15	13	R1/2	21
PB10-01		34	56	18.8	7	R1/8	17
PB10-02		37	56	18.8	9.5	R1/4	17
PB10-03		37.5	56	18.8	10	R3/8	17
PB10-04	12	41.5	56	18.8	13	R1/2	21
PB12-01		36.5	59	21	7	R1/8	21
PB12-02		38.5	59	21	9.5	R1/4	21
PB12-03		39	59	21	10	R3/8	21
PB12-04	16	42	59	21	13	R1/2	21
PB16-02		40.5	63	26	9.5	R1/4	24
PB16-03		41	63	26	10	R3/8	24
PB16-04		44	63	26	13	R1/2	24

PBF

Female Tee

内螺纹三通

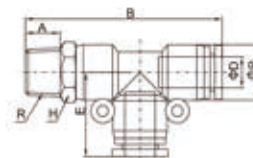


型号 Model	ΦD	E	B	ΦP	A	R	H
PBF04-M5	4	21.2	36.5	11	4.5	M5	10
PBF04-01		23.5	36.5	11	7	R1/8	10
PBF04-02		26.5	36.5	11	10	R1/4	14
PBF06-M5	6	21.8	38.5	13.4	4.5	M5	12
PBF06-01		24.2	38.5	13.4	7	R1/8	12
PBF06-02		27.2	38.5	13.4	10	R1/4	14
PBF06-03		28.8	38.5	13.4	11	R3/8	17
PBF06-04	8	30.8	38.5	13.4	13	R1/2	21
PBF08-01		27.5	45.5	15	7	R1/8	14
PBF08-02		31	45.5	15	10	R1/4	14
PBF08-03		32	45.5	15	11	R3/8	17
PBF08-04	10	34	45.5	15	13	R1/2	21
PBF10-01		31.8	56	18.8	7	R1/8	17
PBF10-02		35	56	18.8	10	R1/4	17
PBF10-03		36	56	18.8	11	R3/8	17
PBF10-04	12	38	56	18.8	13	R1/2	21
PBF12-01		33.5	59	21	7	R1/8	21
PBF12-02		37	59	21	10	R1/4	21
PBF12-03		38	59	21	11	R3/8	21
PBF12-04	16	40	59	21	13	R1/2	21
PBF16-02		40.5	63	26	10	R1/4	24
PBF16-03		41	63	26	11	R3/8	24
PBF16-04		44	63	26	13	R1/2	24

PD

Run Tee

T型分支螺纹三通

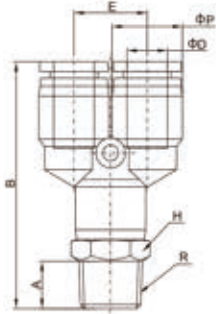


型号 Model	ΦD	E	B	ΦP	A	R	H
PD04-M5	4	18	40.5	11	4	M5	10
PD04-01		18	43	11	7	R1/8	10
PD04-02		18	46	11	9.5	R1/4	14
PD06-M5	6	19	42	13.4	4	M5	12
PD06-01		19	45	13.4	7	R1/8	12
PD06-02		19	47.5	13.4	9.5	R1/4	14
PD06-03		19	48.5	13.4	10	R3/8	17
PD06-04	8	19	53	13.4	13	R1/2	21
PD08-01		23	51.5	15	7	R1/8	14
PD08-02		23	55	15	9.5	R1/4	14
PD08-03		23	56	15	10	R3/8	17
PD08-04	10	23	59	15	13	R1/2	21
PD10-01		28	62	18.8	7	R1/8	17
PD10-02		28	65	18.8	9.5	R1/4	17
PD10-03		28	66.5	18.8	10	R3/8	17
PD10-04	12	28	69.5	18.8	13	R1/2	21
PD12-01		29.5	66	21	7	R1/8	21
PD12-02		29.5	68	21	9.5	R1/4	21
PD12-03		29.5	68.5	21	10	R3/8	21
PD12-04	16	29.5	71.5	21	13	R1/2	21
PD16-02		31	72.5	26	9.5	R1/4	24
PD16-03		31	73	26	10	R3/8	24
PD16-04		31	76	26	13	R1/2	24

PX

Run Y

Y型螺纹三通

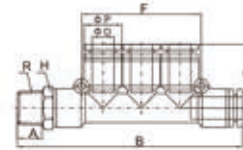


型号 Model	ΦD	E	B	ΦP	A	R	H
PX04-M5	4	11	39.5	11	4	M5	10
PX04-01		11	42	11	7	R1/8	10
PX04-02		1	45	1	9.5	R1/4	14
PX06-M5	6	13.4	40.5	13.4	4	M5	12
PX06-01		13.4	43.5	13.4	7	R1/8	12
PX06-02		13.4	46.5	13.4	9.5	R1/4	14
PX06-03		13.4	47.5	13.4	10	R3/8	17
PX06-04	8	13.4	51.5	13.4	13	R1/2	21
PX08-01		15	46	15	7	R1/8	14
PX08-02		15	49.5	15	9.5	R1/4	14
PX08-03		15	51	15	10	R3/8	17
PX08-04	10	15	54	15	13	R1/2	21
PX10-01		18.8	60	18.8	7	R1/8	17
PX10-02		18.8	63	18.8	9.5	R1/4	17
PX10-03		18.8	64	18.8	10	R3/8	17
PX10-04	12	18.8	66.5	18.8	13	R1/2	21
PX12-01		21	65	21	7	R1/8	19
PX12-02		21	70	21	9.5	R1/4	19
PX12-03		21	70.5	21	10	R3/8	19
PX12-04	21	21	73	21	13	R1/2	21

PKB

Branch Triple

螺纹五通

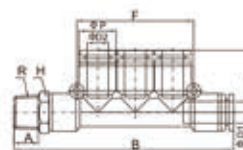


型号 Model	ΦD	B	E	A	R	F	ΦP	H
PKB04-01	4	63.1	19	7	R1/8	35.8	13.4	12
PKB04-02		66.5	19	9.5	R1/4	35.8	13.4	14
PKB06-01	6	70.5	20.2	7	R1/8	42.8	15	14
PKB06-02		74	20.2	9.5	R1/4	42.8	15	14
PKB06-03		75	20.2	10	R3/8	42.8	15	17
PKB08-01	8	86.5	23.8	7	R1/8	49.6	18.8	14
PKB08-02		89.5	23.8	9.5	R1/4	49.6	18.8	14
PKB08-03		90.5	23.8	10	R3/8	49.6	18.8	17
PKB10-02	10	104	29	9.5	R1/4	59.6	21	17
PKB10-03		105.5	29	10	R3/8	59.6	21	17
PKB10-04		110	29	13	R1/2	59.6	21	21

PKD

Reduced Branch Triple

减径螺纹五通

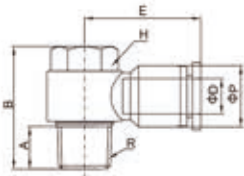


型号 Model	ΦD1	ΦD2	B	E	A	R	F	ΦP	H
PKD06-04-01	6	4	63.1	19	7	R1/8	35.8	13.4	12
PKD06-04-02			66.5	19	9.5	R1/4	35.8	13.4	14
PKD08-06-01	8	6	70.5	20.2	7	R1/8	42.8	15	14
PKD08-06-02			74	20.2	9.5	R1/4	42.8	15	14
PKD08-06-03			75	20.2	10	R3/8	42.8	15	17
PKD10-08-01	10	8	86.5	23.8	7	R1/8	49.6	18.8	14
PKD10-08-02			89.5	23.8	9.5	R1/4	49.6	18.8	14
PKD10-08-03			90.5	23.8	10	R3/8	49.6	18.8	17
PKD12-10-02	12	10	104	29	9.5	R1/4	59.6	21	17
PKD12-10-03			105.5	29	10	R3/8	59.6	21	17
PKD12-10-04			110	29	13	R1/2	59.6	21	21

PH

Single Banjo

外六角接头

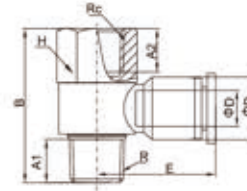


型号 Model	ϕD	E	B	ϕP	A	R	H
PH04-M5	4	20	17	11	4	M5	8
PH04-01		22.5	26	11	7	R1/8	12
PH04-02		24	23.5	11	9.5	R1/4	14
PH06-M5	6	22	17	13.4	4	M5	8
PH06-01		23	23.5	13.4	7	R1/8	12
PH06-02		25	26	13.4	9.5	R1/4	14
PH06-03		27	31.5	13.4	10	R3/8	19
PH08-01	8	25.5	23.5	15	7	R1/8	12
PH08-02		28.5	26	15	9.5	R1/4	14
PH08-03		29.5	31.5	15	10	R3/8	19
PH08-04		32.5	38.5	15	13	R1/2	24
PH10-01	10	30	23.5	18.8	7	R1/8	12
PH10-02		32	26	18.8	9.5	R1/4	14
PH10-03		33	31.5	18.8	10	R3/8	19
PH10-04		36	38.5	18.8	13	R1/2	24
PH12-02	12	34	26	21	9.5	R1/4	14
PH12-03		35.5	31.5	21	10	R3/8	19
PH12-04		36.5	38.5	21	13	R1/2	24

PHF

Connector Banjo

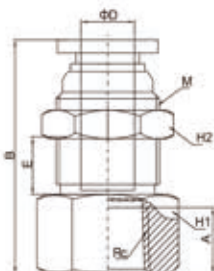
串联接头



型号 Model	ϕD	E	B	ϕP	A1	A2	Rc	R	H
PHF04-M5	4	20	19.5	11	4	5	M5	M5	8
PHF04-01		22.5	29.5	11	7	8	Rc1/8	R1/8	12
PHF04-02		24	34.5	11	9.5	10	Rc1/4	R1/4	17
PHF06-M5	6	22	19.5	13.4	4	5	M5	M5	8
PHF06-01		23	29.5	13.4	7	8	Rc1/8	R1/8	12
PHF06-02		25	34.5	13.4	9.5	10	Rc1/4	R1/4	17
PHF06-03		27	40.5	13.4	10	11	Rc3/8	R3/8	21
PHF08-01	8	25.5	29.5	15	7	8	Rc1/8	R1/8	12
PHF08-02		28.5	34.5	15	9.5	10	Rc1/4	R1/4	17
PHF08-03		29.5	40.5	15	10	11	Rc3/8	R3/8	21
PHF08-04		32.5	47.5	15	13	14	Rc1/2	R1/2	24
PHF10-01	10	30	34.5	18.8	7	8	Rc1/8	R1/8	12
PHF10-02		32	34.5	18.8	9.5	10	Rc1/4	R1/4	17
PHF10-03		33	40.5	18.8	10	11	Rc3/8	R3/8	21
PHF10-04		36	47.5	18.8	13	14	Rc1/2	R1/2	24
PHF12-02	12	34	34.5	21	9.5	10	Rc1/4	R1/4	17
PHF12-03		35.5	40.5	21	10	11	Rc3/8	R3/8	21
PHF12-04		36.5	47.5	21	13	14	Rc1/2	R1/2	24

PMF

Bulkhead Female Straight 内螺纹隔板直通



型号 Model	ΦD	Rc	A	B	M	E	H1	H2
PMF04-01	4	Rc1/8	8	23	M12	5	14	14
PMF04-02		Rc1/4	11	26	M12	5	17	14
PMF06-01	6	Rc1/8	8	24.5	M12	7	17	17
PMF06-02		Rc1/4	11	27.5	M14	7	17	17
PMF06-03		Rc3/8	12	28.5	M14	7	19	17
PMF08-01	8	Rc1/8	8	26.5	M16	8	19	19
PMF08-02		Rc1/4	11	29.5	M16	8	19	19
PMF08-03		Rc3/8	12	30.5	M16	8	19	19
PMF08-04		Rc1/2	14	32.5	M16	8	24	19
PMF10-01	10	Rc1/8	8	30.5	M20	8.5	22	24
PMF10-02		Rc1/4	11	33.5	M20	8.5	24	24
PMF10-03		Rc3/8	12	34.5	M20	8.5	24	24
PMF10-04		Rc1/2	14	36.5	M20	8.5	24	24
PMF12-01	12	Rc1/8	8	34	M22	9	24	26
PMF12-02		Rc1/4	11	34	M22	9	24	26
PMF12-03		Rc3/8	12	35	M22	9	24	26
PMF12-04		Rc1/2	14	37	M22	9	24	26

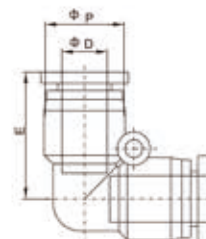
PU



Union Straight 直通

型号 Model	ΦD	B	ΦP
PU04	4	32.5	11
PU06	6	35	13.4
PU08	8	39	15
PU10	10	47	18.8
PU12	12	48.5	21
PU16	16	56	26

PV



Union Elbow 弯通

型号 Model	ΦD	E	ΦP
PV04	4	18	11
PV06	6	19	13.4
PV08	8	23	15
PV10	10	27.5	18.8
PV12	12	29.5	21
PV16	16	31.5	26

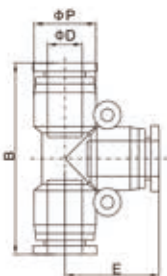
PE



Union Tee

T型三通

型号 Model	ΦD	B	ΦP	E
PE04	4	36.5	11	18
PE06	6	38.5	13.4	19
PE08	8	45.5	15	23
PE10	10	56	18.8	28
PE12	12	58.5	21	39.5
PE16	16	63	26	31



PG



Unequal Union Straight

变径直通

型号 Model	ΦD1	ΦD2	B	ΦP
PG06-04	6	4	35	13.4
PG08-06	8	6	38.5	15
PG10-08	10	8	46.5	18.8
PG12-10	12	10	48	21



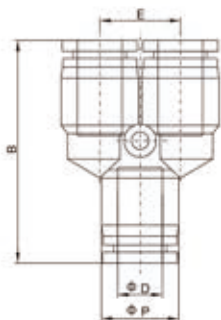
PY



Union Y

Y型三通

型号 Model	ΦD	B	ΦP	E
PY04	4	35.5	11	11
PY06	6	37	13.4	13.4
PY08	8	40.5	15	15
PY10	10	49.5	18.8	18.8
PY12	12	52.5	21	21



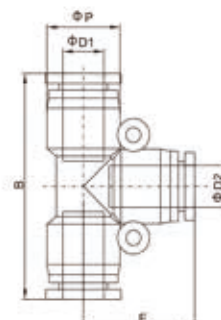
PEG



Diff. Diam Union Tee

T型减径三通 A

型号 Model	ΦD1	ΦD2	B	ΦP	E
PEG06-04	6	4	38.5	13.4	19
PEG08-06	8	6	45.5	15	23
PEG10-08	10	8	56	18.8	28
PEG12-10	12	10	58.5	21	39.5

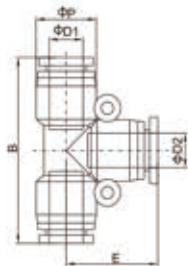


PGE



Diff. Diam Union Tee T型减径三通 B

型号 Model	ΦD1	ΦD2	B	ΦP	E
PGE06-04	4	6	38	13.4	19
PGE08-06	6	8	45	15	23
PGE10-08	8	10	55.5	18.8	28
PGE12-10	10	12	58	21	39.5

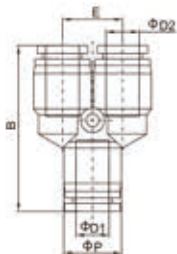


PW



Diff. Diam Union Y Y型减径三通

型号 Model	ΦD1	ΦD2	B	ΦP	E
PW06-04	6	4	37	13.4	13.4
PW08-06	8	6	40.5	15	15
PW10-08	10	8	49.5	18.8	18.8
PW12-10	12	10	52.5	21	21

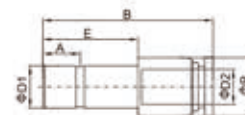


PGJ



Reducer 减径直通插头

型号 Model	ΦD2	E	ΦD1	B	A	ΦP
PGJ06-04	4	17	6	41	6	10
PGJ08-04	4	20	8	44	6	10
PGJ08-06	6	20	8	45	6	12
PGJ10-06	6	23	10	47	8	12
PGJ10-08	8	23	10	47	8	14
PGJ12-08	8	23	12	54	8	14
PGJ12-10	10	23	12	54	8	17

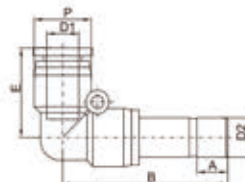


PLGJ



Unequal Plug-in Elbow 减径插杆弯通

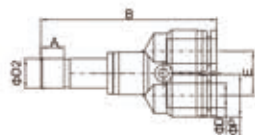
型号 Model	ΦD1	E	B	ΦP	A	ΦD2
PLGJ06-04	4	18	32.3	11	6	6
PLGJ08-04	4	18	35.3	11	6	8
PLGJ08-06	6	19	37	13.4	6	8
PLGJ10-06	6	19	40	13.4	6	10
PLGJ10-08	8	23	43	15	8	10
PLGJ12-08	8	23	43	15	8	12
PLGJ12-10	10	27.5	47	18.8	8	12



PWJ

Unequal Plug-in Y Y型减径插杆三通

型号 Model	ΦD1	E	B	ΦP	A	ΦD2
PWJ06-04	4	11	50	11	6	6
PWJ08-04	4	11	53	11	6	8
PWJ08-06	6	13.4	54.5	13.4	6	8
PWJ10-06	6	13.4	57.5	13.4	6	10
PWJ10-08	8	15	61	15	8	10
PWJ12-08	8	15	61	15	8	12
PWJ12-10	10	18.8	69.5	18.8	8	12



PIG

Unequal Union Stem 减径直通

型号 Model	B	ΦD1	ΦD2	E	F
PIG06-04	36	6	4	17	16
PIG08-04	39.5	8	4	18.5	18
PIG08-06	38.5	8	6	18.5	17
PIG10-06	44	10	6	22	19
PIG10-08	42.5	10	8	21	18.5
PIG12-08	47	12	8	24	20
PIG12-10	46.5	12	10	22	21



PIJ

Union Stem 等径直通

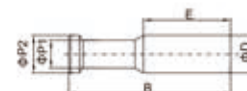
型号 Model	ΦD	E	B
PIJ04	4	16	35
PIJ06	6	17	37
PIJ08	8	18.5	40
PIJ10	10	21	46
PIJ12	12	22.5	50
PIJ16	16	24.8	54



PP

Plug 管塞

型号 Model	ΦD	E	ΦD2	B	ΦP
PP04	4	15	5	28	3
PP06	6	17	7	33	3
PP08	8	18	9	37	4
PP10	10	21	11	42	5
PP12	12	23	13	44	6



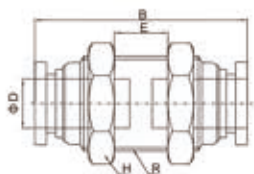
PM

Bulkhead Union

隔板直通



型号 Model	ΦD	B	E	R	H
PM04	4	30	8	M12X1	14
PM06	6	33	10	M14X1	17
PM08	8	36.8	12	M16X1	19
PM10	10	44.5	15	M20X1	24
PM12	12	46	16	M22X1	27



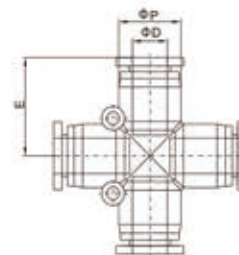
PZA

Union Cross

十字四通



型号 Model	ΦD	E	ΦP
PZA04	4	17.5	11
PZA06	6	19.2	13
PZA08	8	22.5	14.5
PZA10	10	28	20
PZA12	12	30	20

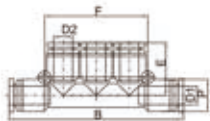


PKG

Unequal Triple

减径三通

型号 Model	ΦD1	B	E	ΦD2	F	ΦP
PKG06-04	6	57.5	19	4	35.8	13.4
PKG08-06	8	65	20.2	6	42.8	15
PKG10-08	10	81	23.8	8	49.6	18.8
PKG12-10	12	97	29	10	59.6	21

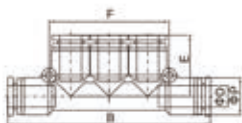


PK

Equal Triple

三通

型号 Model	ΦD	B	E	F	ΦP
PK04	4	57	19	35.8	13.4
PK06	6	64	20.2	42.8	15
PK08	8	80.6	23.8	49.6	18.8
PK10	10	96	29	59.6	21



Metric Size-G Thread Type

公制接管-G螺纹接头



特点

- 1.快速安装,简单灵巧,节省空间;
- 2.型式多样,满足任何气动布管需要;
- 3.即使安装以后,塑料管体也可任意转向;
- 4.按钮采用椭圆型设计,拆卸更加省力方便;
- 5.所有螺纹带有O型密封圈,密封性能好;
- 6.接头均带内六角孔,便于狭窄处安装。

技术参数 / Specification

使用流体 / Fluid	空气, 真空 / Air, vacuum
使用压力范围 / Pressure Range	0~1.0MPa
负压 / Negative Pressure	-100KPa(10Torr)
耐压 / Max Pressure	1.5MPa
使用温度范围 / Temperature Range	0~60℃
适用软管 / Applicable Tube	尼龙及PU / NYLON(PA)Polyurethane(PU)

① 型号 / Type

② 气管外径 / Tube Outer Diameter

代号 / Code	公制管 / Metric Size					
	04	06	08	10	12	16
气管外径 Tube Outer Diameter	Φ4	Φ6	Φ8	Φ10	Φ12	Φ16

Characteristics

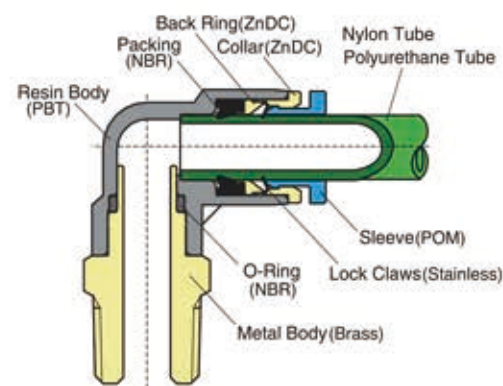
- 1.Quick installation, simple and flexible, space-saving.
2. The tube fitting comes in a wide variety of models to meet all your needs in pneumatic piping.
3. Even after installation, the direction of tubing can be changed freely.
4. The release ring adopts the ellipse design to make it more convenient and labor-saving for disconnection.
5. All threads are in O-ring with fine seal Performance.
6. All fittings are equipped with the internal hexagonal holes. It is easy for them to be mounted in the narrow places.

型号命名 / Product Code System

PC 08 - G01

① ② ③

结构图 / Structure Chart



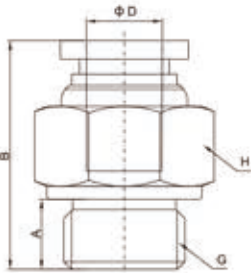
③ 螺纹型式及尺寸 / Thread Type and Size

代号 / Code	55° G螺纹 / 55° G-Thread			
	G01	G02	G03	G04
螺纹 / Thread	G1/8	G1/4	G3/8	G1/2

PC-G

Male Straight

螺纹直通

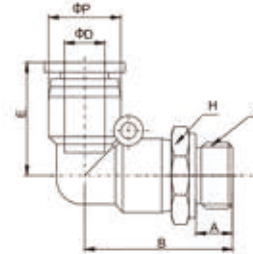


型号 Model	ΦD	G	A	B	H
PC04-G01	4	G1/8	5.5	20	14
PC04-G02		G1/4	7.5	19	17
PC06-G01	6	G1/8	5.5	21.2	14
PC06-G02		G1/4	7.5	22.2	17
PC06-G03		G3/8	8.5	21	20
PC06-G04		G1/2	11	23.8	24
PC08-G01	8	G1/8	5.5	25.3	14
PC08-G02		G1/4	7.5	24.5	17
PC08-G03		G3/8	8.5	22.2	20
PC08-G04		G1/2	11	24.5	24
PC10-G01	10	G1/8	5.5	29	17
PC10-G02		G1/4	7.5	30.5	17
PC10-G03		G3/8	8.5	28	20
PC10-G04		G1/2	11	26	24
PC12-G01	12	G1/8	5.5	30	20
PC12-G02		G1/4	7.5	32	20
PC12-G03		G3/8	8.5	32.5	20
PC12-G04		G1/2	11	31	24
PC16-G02	16	G1/4	7.5	35.5	24
PC16-G03		G3/8	8.5	37.5	24
PC16-G04		G1/2	11	40	24

PL-G

Male Elbow

螺纹弯通

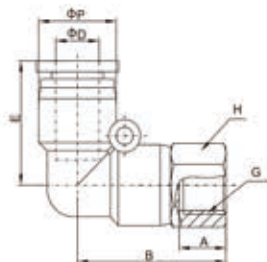


型号 Model	ΦD	E	B	ΦP	A	G	H
PL04-G01	4	18	23.8	11	5.5	G1/8	14
PL04-G02		18	27.8	11	7.5	G1/4	17
PL06-G01	6	19	24.2	13.4	5.5	G1/8	14
PL06-G02		19	27.2	13.4	7.5	G1/4	17
PL06-G03		19	28.2	13.4	8.5	G3/8	20
PL06-G04		19	32.7	13.4	11	G1/2	24
PL08-G01	8	23	27.5	15	5.5	G1/8	14
PL08-G02		23	31	15	7.5	G1/4	17
PL08-G03		23	32	15	8.5	G3/8	20
PL08-G04		23	35	15	11	G1/2	24
PL10-G01	10	27.5	32.3	18.8	5.5	G1/8	17
PL10-G02		27.5	35.3	18.8	7.5	G1/4	17
PL10-G03		27.5	35.8	18.8	8.5	G3/8	20
PL10-G04		27.5	39.5	18.8	11	G1/2	24
PL12-G01	12	29.5	35.5	21	5.5	G1/8	20
PL12-G02		29.5	37.5	21	7.5	G1/4	20
PL12-G03		29.5	38	21	8.5	G3/8	20
PL12-G04		29.5	43	21	11	G1/2	24
PL16-G02	16	31.5	40	26	7.5	G1/4	24
PL16-G03		31.5	41	26	8.5	G3/8	24
PL16-G04		31.5	44	26	11	G1/2	24

PLF-G

Female Elbow

内螺纹弯通

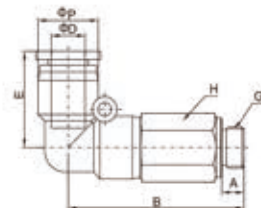


型号 Model	ΦD	E	B	ΦP	A	G	H
PLF04-G01	4	18	21	11	5.5	G1/8	14
PLF04-G02		18	25.5	11	7.5	G1/4	17
PLF06-G01	6	19	22.5	13.4	5.5	G1/8	12
PLF06-G02		19	25	13.4	7.5	G1/4	17
PLF06-G03		19	27.5	13.4	8.5	G3/8	21
PLF06-G04		19	39	13.4	11	G1/2	24
PLF08-G01	8	23	26.5	15	5.5	G1/8	14
PLF08-G02		23	29	15	7.5	G1/4	17
PLF08-G03		23	31	15	8.5	G3/8	21
PLF08-G04		23	32	15	11	G1/2	24
PLF10-G01	10	27.5	31	18.8	5.5	G1/8	17
PLF10-G02		27.5	34	18.8	7.5	G1/4	17
PLF10-G03		27.5	35	18.8	8.5	G3/8	21
PLF10-G04		27.5	36	18.8	11	G1/2	24
PLF12-G01	12	29.5	32.5	21	5.5	G1/8	21
PLF12-G02		29.5	36	21	7.5	G1/4	21
PLF12-G03		29.5	37	21	8.5	G3/8	21
PLF12-G04		29.5	38	21	11	G1/2	24

PLL-G

Male Long Elbow

加长型螺纹弯通

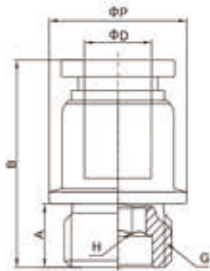


型号 Model	ΦD	E	B	ΦP	A	G	H
PLL04-G01	4	18	35	11	5.5	G1/8	14
PLL04-G02		18	38	11	7.5	G1/4	17
PLL06-G01	6	19	38	13.4	5.5	G1/8	14
PLL06-G02		19	41	13.4	7.5	G1/4	17
PLL06-G03		19	42	13.4	8.5	G3/8	20
PLL06-G04		19	45	13.4	11	G1/2	24
PLL08-G01	8	23	43	15	5.5	G1/8	14
PLL08-G02		23	45	15	7.5	G1/4	17
PLL08-G03		23	47	15	8.5	G3/8	20
PLL08-G04		23	50	15	11	G1/2	24
PLL10-G01	10	27.5	52	18.8	5.5	G1/8	17
PLL10-G02		27.5	54	18.8	7.5	G1/4	17
PLL10-G03		27.5	55	18.8	8.5	G3/8	20
PLL10-G04		27.5	58.5	18.8	11	G1/2	24
PLL12-G01	12	29.5	59	21	5.5	G1/8	20
PLL12-G02		29.5	59.5	21	7.5	G1/4	20
PLL12-G03		29.5	60.5	21	8.5	G3/8	20
PLL12-G04		29.5	64	21	11	G1/2	24
PLL16-G02	16	31.5	70	26	7.5	G1/4	24
PLL16-G03		31.5	73	26	8.5	G3/8	24
PLL16-G04		31.5	76	26	11	G1/2	24

POC-G

Male Straight

螺纹直通

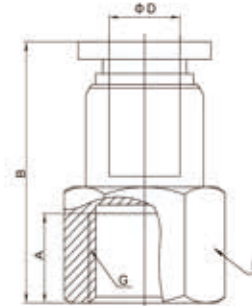


型号 Model	ΦD	G	A	B	ΦP	H
POC04-G01		G1/8	5.5	20	14	3
POC04-G02		G1/4	7.5	19	17	3
POC06-G01	6	G1/8	5.5	21.2	14	4
POC06-G02		G1/4	7.5	22.2	17	4
POC06-G03		G3/8	8.5	21	20	4
POC06-G04		G1/2	11	23.8	24	4
POC08-G01	8	G1/8	5.5	25.3	14	5
POC08-G02		G1/4	7.5	24.5	17	5
POC08-G03		G3/8	8.5	22.2	20	6
POC08-G04		G1/2	11	24.5	24	6
POC10-G01	10	G1/8	5.5	29	17	5
POC10-G02		G1/4	7.5	30.5	17	6
POC10-G03		G3/8	8.5	28	20	8
POC10-G04		G1/2	11	26	24	8
POC12-G01	12	G1/8	5.5	30	20	5
POC12-G02		G1/4	7.5	32	20	6
POC12-G03		G3/8	8.5	32.5	20	8
POC12-G04		G1/2	11	31	24	8
POC16-G02	16	G1/4	7.5	35.5	24	6
POC16-G03		G3/8	8.5	37.5	24	8
POC16-G04		G1/2	11	40	24	10

PCF-G

Female Straight

内螺纹直通

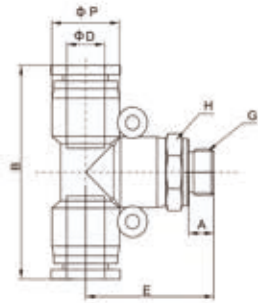


型号 Model	ΦD	G	A	B	H
PCF04-G01	4	G1/8	7	22	14
PCF04-G02		G1/4	10	25	17
PCF06-G01	6	G1/8	7	23.5	14
PCF06-G02		G1/4	10	26.5	17
PCF06-G03		G3/8	11	27.5	21
PCF06-G04		G1/2	13	29.5	24
PCF08-G01	8	G1/8	7	25.5	14
PCF08-G02		G1/4	10	28.5	17
PCF08-G03		G3/8	11	29.5	21
PCF08-G04		G1/2	13	31.5	24
PCF10-G01	10	G1/8	7	29.5	17
PCF10-G02		G1/4	10	32.5	17
PCF10-G03		G3/8	11	33.5	21
PCF10-G04		G1/2	13	35.5	24
PCF12-G02	12	G1/4	10	33	21
PCF12-G03		G3/8	11	34	21
PCF12-G04		G1/2	13	36	24

PB-G

Branch Tee

螺纹三通

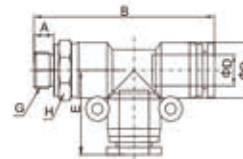


型号 Model	ΦD	E	B	ΦP	A	G	H
PB04-G01	4	24	36.5	11	5.5	G1/8	14
PB04-G02		27	36.5	11	7.5	G1/4	17
PB06-G01	6	25	38.5	13.4	5.5	G1/8	14
PB06-G02		28	38.5	13.4	7.5	G1/4	17
PB06-G03		29	38.5	13.4	8.5	G3/8	20
PB06-G04		34	38.5	13.4	11	G1/2	24
PB08-G01	8	28	45.5	15	5.5	G1/8	14
PB08-G02		31	45.5	15	7.5	G1/4	17
PB08-G03		33	45.5	15	8.5	G3/8	20
PB08-G04		35	45.5	15	11	G1/2	24
PB10-G01	10	33	56	18.8	5.5	G1/8	17
PB10-G02		36	56	18.8	7.5	G1/4	17
PB10-G03		37	56	18.8	8.5	G3/8	20
PB10-G04		41	56	18.8	11	G1/2	24
PB12-G01	12	36	59	21	5.5	G1/8	21
PB12-G02		38	59	21	7.5	G1/4	21
PB12-G03		38	59	21	8.5	G3/8	21
PB12-G04		41	59	21	11	G1/2	24
PB16-G02	16	39.5	63	26	7.5	G1/4	24
PB16-G03		40	63	26	8.5	G3/8	24
PB16-G04		43	63	26	11	G1/2	24

PD-G

Run Tee

T型分支螺纹三通

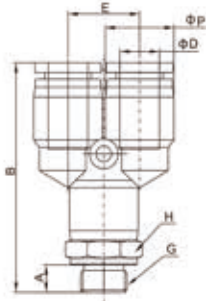


型号 Model	ΦD	E	B	ΦP	A	G	H
PD04-G01	4	18	42	11	5.5	G1/8	14
PD04-G02		18	45	11	7.5	G1/4	17
PD06-G01	6	19	44	13.4	5.5	G1/8	14
PD06-G02		19	46	13.4	7.5	G1/4	17
PD06-G03		19	47	13.4	8.5	G3/8	20
PD06-G04		19	52	13.4	11	G1/2	24
PD08-G01	8	23	50	15	5.5	G1/8	14
PD08-G02		23	53	15	7.5	G1/4	17
PD08-G03		23	55	15	8.5	G3/8	20
PD08-G04		23	58	15	11	G1/2	24
PD10-G01	10	28	61	18.8	5.5	G1/8	17
PD10-G02		28	63	18.8	7.5	G1/4	17
PD10-G03		28	65	18.8	8.5	G3/8	20
PD10-G04		28	68	18.8	11	G1/2	24
PD12-G01	12	29.5	65	21	5.5	G1/8	21
PD12-G02		29.5	66.5	21	7.5	G1/4	21
PD12-G03		29.5	67.5	21	8.5	G3/8	21
PD12-G04		29.5	70	21	11	G1/2	24
PD16-G02	16	31	71	26	7.5	G1/4	24
PD16-G03		31	73	26	8.5	G3/8	24
PD16-G04		31	75	26	11	G1/2	24

PX-G

Run Y

Y型螺纹三通

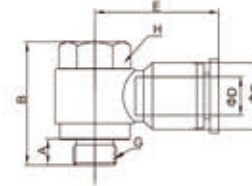


型号 Model	ΦD	E	B	ΦP	A	G	H
PX04-G01	4	11	41	11	5.5	G1/8	14
PX04-G02		11	43	11	7.5	G1/4	17
PX06-G01	6	13.4	43	13.4	5.5	G1/8	14
PX06-G02		13.4	46	13.4	7.5	G1/4	17
PX06-G03		13.4	47	13.4	8.5	G3/8	20
PX06-G04		13.4	51	13.4	11	G1/2	24
PX08-G01	8	15	46	15	5.5	G1/8	14
PX08-G02		15	49	15	7.5	G1/4	17
PX08-G03		15	51	15	8.5	G3/8	20
PX08-G04		15	54	15	11	G1/2	24
PX10-G01	10	18.8	60	18.8	5.5	G1/8	17
PX10-G02		18.8	63	18.8	7.5	G1/4	17
PX10-G03		18.8	64	18.8	8.5	G3/8	20
PX10-G04		18.8	65	18.8	11	G1/2	24
PX12-G01	12	21	65	21	5.5	G1/8	20
PX12-G02		21	68	21	7.5	G1/4	20
PX12-G03		21	70	21	8.5	G3/8	20
PX12-G04		21	72	21	11	G1/2	24

PH-G

Single Banjo

外六角接头



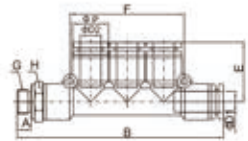
型号 Model	ΦD	E	B	ΦP	A	G	H
PH04-G01	4	22.5	26	11	5.5	G1/8	12
PH04-G02		24	23.5	11	7.5	G1/4	14
PH06-G01	6	23	23.5	13.4	5.5	G1/8	12
PH06-G02		25	26	13.4	7.5	G1/4	14
PH06-G03		27	31.5	13.4	8.5	G3/8	19
PH08-G01	8	25.5	23.5	15	5.5	G1/8	12
PH08-G02		28.5	26	15	7.5	G1/4	14
PH08-G03		29.5	31.5	15	8.5	G3/8	19
PH08-G04		32.5	38.5	15	11	G1/2	24
PH10-G01	10	30	23.5	18.8	5.5	G1/8	12
PH10-G02		32	26	18.8	7.5	G1/4	14
PH10-G03		33	31.5	18.8	8.5	G3/8	19
PH10-G04		36	38.5	18.8	11	G1/2	24
PH12-G02	12	34	26	21	7.5	G1/4	14
PH12-G03		35.5	31.5	21	8.5	G3/8	19
PH12-G04		36.5	38.5	21	11	G1/2	24

PKD-G

Reduced Branch Triple

减径螺纹五通

型号 Model	ΦD1	ΦD2	B	E	A	G	F	ΦP	H
PKD06-04-G01	6	4	62	19	5.5	G1/8	35.8	13.4	14
PKD06-04-G02			65.5	19	7.5	G1/4	35.8	13.4	17
PKD08-06-G01	8	6	69	20.2	5.5	G1/8	42.8	15	14
PKD08-06-G02			72	20.2	7.5	G1/4	42.8	15	17
PKD08-06-G03			73	20.2	8.5	G3/8	42.8	15	20
PKD10-08-G01	10	8	85	23.8	5.5	G1/8	49.6	18.8	14
PKD10-08-G02			88	23.8	7.5	G1/4	49.6	18.8	17
PKD10-08-G03			90	23.8	8.5	G3/8	49.6	18.8	20
PKD12-10-G02	12	10	102	29	7.5	G1/4	59.6	21	17
PKD12-10-G03			103	29	8.5	G3/8	59.6	21	17
PKD12-10-G04			108	29	11	G1/2	59.6	21	24



Inch Size-NPT Thread Type

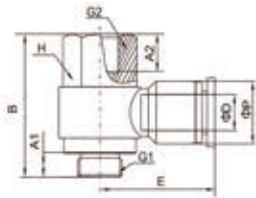
英制接管-NPT螺纹接头



PHF-G

Connector Banjo

串联接头

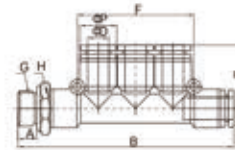


型号 Model	ΦD	E	B	ΦP	A1	A2	G1	G2	H
PHF04-G01	4	22.5	29.5	11	5.5	7	G1/8	G1/8	12
PHF04-G02		24	34.5	11	7.5	10	G1/4	G1/4	17
PHF06-G01	6	23	29.5	13.4	5.5	7	G1/8	G1/8	12
PHF06-G02		25	34.5	13.4	7.5	10	G1/4	G1/4	17
PHF06-G03		27	40.5	13.4	8.5	11	G3/8	G3/8	21
PHF08-G01	8	25.5	29.5	15	5.5	7	G1/8	G1/8	12
PHF08-G02		28.5	34.5	15	7.5	10	G1/4	G1/4	17
PHF08-G03		29.5	40.5	15	8.5	11	G3/8	G3/8	21
PHF08-G04		32.5	47.5	15	11	13	G1/2	G1/2	24
PHF10-G01	10	30	34.5	18.8	5.5	7	G1/8	G1/8	12
PHF10-G02		32	34.5	18.8	7.5	10	G1/4	G1/4	17
PHF10-G03		33	40.5	18.8	8.5	11	G3/8	G3/8	21
PHF10-G04		36	47.5	18.8	11	13	G1/2	G1/2	24
PHF12-G02	12	34	34.5	21	7.5	10	G1/4	G1/4	17
PHF12-G03		35.5	40.5	21	8.5	11	G3/8	G3/8	21
PHF12-G04		36.5	47.5	21	11	13	G1/2	G1/2	24

PKB-G

Branch Triple

螺纹三通



型号 Model	ΦD	B	E	A	G	F	ΦP	H
PKB04-G01	4	63	19	5.5	G1/8	35.8	13.4	14
PKB04-G02		66	19	7.5	G1/4	35.8	13.4	17
PKB06-G01	6	70	20.2	5.5	G1/8	42.8	15	14
PKB06-G02		73	20.2	7.5	G1/4	42.8	15	17
PKB06-G03		75	20.2	8.5	G3/8	42.8	15	20
PKB08-G01	8	86	23.8	5.5	G1/8	49.6	18.8	14
PKB08-G02		89	23.8	7.5	G1/4	49.6	18.8	17
PKB08-G03		90	23.8	8.5	G3/8	49.6	18.8	20
PKB10-G02		10	101	29	7.5	G1/4	59.6	21
PKB10-G03	103		29	8.5	G3/8	59.6	21	17
PKB10-G04	106		29	11	G1/2	59.6	21	24

特点

- 1.快速安装,简单灵巧,节省空间;
- 2.型式多样,满足任何气动布管需要;
- 3.即使安装以后,塑料管体也可任意转向;
- 4.按钮采用椭圆型设计,拆卸更加省力方便;
- 5.所有锥管螺纹预涂聚四氟乙烯防漏胶,密封性能好;
- 6.接头均带内六角孔,便于狭窄处安装。

技术参数 / Specification

使用流体 / Fluid	空气, 真空 / Air, vacuum
使用压力范围 / Pressure Range	0~1.0MPa
负压 / Negative Pressure	-100KPa(10Torr)
耐压 / Max Pressure	1.5MPa
使用温度范围 / Temperature Range	0~60℃
适用软管 / Applicable Tube	尼龙及PU / NYLON(PA)Polyurethane(PU)

① 型号 / Type

② 气管外径 / Tube Outer Diameter

代号 / Code	英制管 / Inch Size					
	5/32	3/16	1/4	5/16	3/8	1/2
气管外径 Tube Outer Diameter	Φ5/32	Φ3/16	Φ1/4	Φ5/16	Φ3/8	Φ1/2

Characteristics

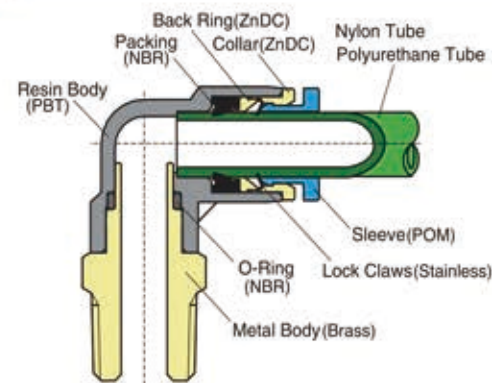
- 1.Quick installation, simple and flexible, space-saving.
2. The tube fitting comes in a wide variety of models to meet all your needs in pneumatic piping.
3. Even after installation, the direction of tubing can be changed freely.
4. The release ring adopts the ellipse design to make it more convenient and labor-saving for disconnection.
5. All taper threads are pre-coated with Teflon with fine seal performance.
6. All fittings are equipped with the internal hexagonal holes. It is easy for them to be mounted in the narrow places.

型号命名 / Product Code System

PC 1/4 - N01

① ② ③

结构图 / Structure Chart



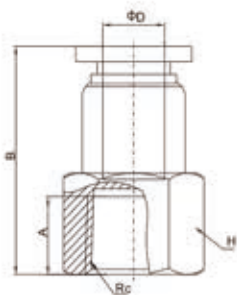
③ 螺纹型式及尺寸 / Thread Type and Size

	统一细牙螺纹 / UNF	美制60° 锥管螺纹 / American Standard taper pipe thread(NPT)				
代号 / Code	U10	N01	N02	N02	N04	N06
螺纹 / Thread	10-32UNF	NPT1/8	NPT1/4	NPT3/8	NPT1/2	NPT3/4

PCF

Female Straight

内螺纹直通

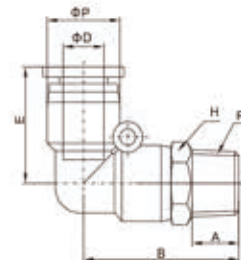


型号 Model	ΦD	Rc	A	B	H
PCF1/8-N01	1/8	NPT1/8	8.5	25.5	9/16
PCF1/8-N02		NPT1/4	11.5	28.5	11/16
PCF5/32-N01	5/32	NPT1/8	8.5	25.5	9/16
PCF5/32-N02		NPT1/4	11.5	28.5	11/16
PCF1/4-N01	1/4	NPT1/8	8.5	27.5	9/16
PCF1/4-N02		NPT1/4	11.5	29.5	11/16
PCF1/4-N03		NPT3/8	12	31.5	7/8
PCF5/16-N01	5/16	NPT1/8	8.5	27.5	9/16
PCF5/16-N02		NPT1/4	11.5	31.5	11/16
PCF5/16-N03		NPT3/8	12	31.5	7/8
PCF5/16-N04		NPT1/2	15	33.5	7/8
PCF3/8-N01	3/8	NPT1/8	8.5	31.5	9/16
PCF3/8-N02		NPT1/4	11.5	34.5	11/16
PCF3/8-N03		NPT3/8	12	35.5	7/8
PCF3/8-N04		NPT1/2	15	37.5	7/8
PCF1/2-N02	1/2	NPT1/4	11.5	35	7/8
PCF1/2-N03		NPT3/8	12	36	7/8
PCF1/2-N04		NPT1/2	15	38	7/8

PL

Male Elbow

螺纹弯通

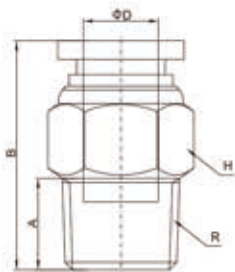


型号 Model	ΦD	E	B	ΦP	A	R	H
PL1/8-N01	1/8	18	23.2	11	7.5	NPT1/8	7/16
PL1/8-N02		18	25.8	11	10.5	NPT1/4	9/16
PL5/32-N01	5/32	18	23.2	11	7.5	NPT1/8	7/16
PL5/32-N02		18	25.8	11	10.5	NPT1/4	9/16
PL1/4-N01	1/4	19	26.2	13.4	7.5	NPT1/8	1/2
PL1/4-N02		19	29.2	13.4	10.5	NPT1/4	9/16
PL1/4-N03		19	30.2	13.4	11	NPT3/8	11/16
PL1/4-N04		19	34.7	13.4	14	NPT1/2	7/8
PL5/16-N01	5/16	23	29.5	15	7.5	NPT1/8	9/16
PL5/16-N02		23	33	15	10.5	NPT1/4	9/16
PL5/16-N03		23	34	15	11	NPT3/8	11/16
PL5/16-N04		23	37	15	14	NPT1/2	7/8
PL3/8-N01	3/8	27.5	34.3	18.8	7.5	NPT1/8	11/16
PL3/8-N02		27.5	37.3	18.8	10.5	NPT1/4	11/16
PL3/8-N03		27.5	38.8	18.8	11	NPT3/8	11/16
PL3/8-N04		27.5	41.5	18.8	14	NPT1/2	7/8
PL1/2-N01	1/2	29.5	37.5	21	7.5	NPT1/8	7/8
PL1/2-N02		29.5	39.5	21	10.5	NPT1/4	7/8
PL1/2-N03		29.5	40	21	11	NPT3/8	7/8
PL1/2-N04		29.5	45	21	14	NPT1/2	7/8

PC

Male Straight

螺纹直通

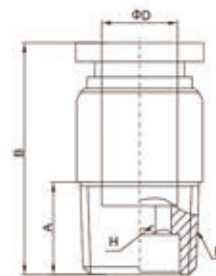


型号 Model	ΦD	R	A	B	H
PC1/8-N01	1/8	NPT1/8	7.5	20	7/16
PC1/8-N02		NPT1/4	10.5	20	9/16
PC5/32-N01	5/32	NPT1/8	7.5	20	7/16
PC5/32-N02		NPT1/4	10.5	21.5	9/16
PC1/4-N01	1/4	NPT1/8	7.5	21	1/2
PC1/4-N02		NPT1/4	10.5	22	9/16
PC1/4-N03		NPT3/8	11	22	11/16
PC1/4-N04		NPT1/2	14	25	7/8
PC5/16-N01	5/16	NPT1/8	7.5	25.5	9/16
PC5/16-N02		NPT1/4	10.5	25.5	9/16
PC5/16-N03		NPT3/8	11	23	11/16
PC5/16-N04		NPT1/2	14	26	7/8
PC3/8-N01	3/8	NPT1/8	7.5	30	11/16
PC3/8-N02		NPT1/4	10.5	32	11/16
PC3/8-N03		NPT3/8	11	29.5	11/16
PC3/8-N04		NPT1/2	14	27	7/8
PC1/2-N01	1/2	NPT1/8	7.5	31.5	7/8
PC1/2-N02		NPT1/4	10.5	33.5	7/8
PC1/2-N03		NPT3/8	11	30	7/8
PC1/2-N04		NPT1/2	14	28.5	7/8

POC

Hex. Holed Straight

圆螺纹直通

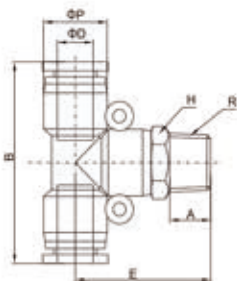


型号 Model	ΦD	R	A	B	H
POC1/8-N01	1/8	NPT1/8	7.5	20	3/32
POC1/8-N02		NPT1/4	10.5	20	3/32
POC5/32-N01	5/32	NPT1/8	7.5	20	3/32
POC5/32-N02		NPT1/4	10.5	21.5	3/32
POC1/4-N01	1/4	NPT1/8	7.5	21	5/32
POC1/4-N02		NPT1/4	10.5	22	5/32
POC1/4-N03		NPT3/8	11	22	5/32
POC5/16-N01	5/16	NPT1/8	7.5	25.5	3/16
POC5/16-N02		NPT1/4	10.5	25.5	7/32
POC5/16-N03		NPT3/8	11	23	7/32
POC3/8-N01	3/8	NPT1/8	7.5	30	7/32
POC3/8-N02		NPT1/4	10.5	32	7/32
POC3/8-N03		NPT3/8	11	29.5	5/16
POC3/8-N04		NPT1/2	14	27	5/16
POC1/2-N02	1/2	NPT1/4	10.5	33.5	1/4
POC1/2-N03		NPT3/8	11	30	5/16
POC1/2-N04		NPT1/2	14	28.5	5/16

PB

Branch Tee

螺纹三通

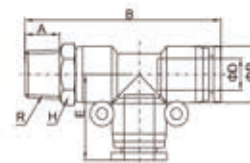


型号 Model	ΦD	E	B	ΦP	A	R	H
PB1/8-N01	1/8	25.5	36.5	11	7.5	NPT1/8	7/16
PB1/8-N02		28.5	36.5	11	10.5	NPT1/4	9/16
PB5/32-0N1	5/32	25.5	36.5	11	7.5	NPT1/8	7/16
PB5/32-N02		28.5	36.5	11	10.5	NPT1/4	9/16
PB1/4-N01	1/4	26.5	38.5	13.4	7.5	NPT1/8	1/2
PB1/4-N02		29.5	38.5	13.4	10.5	NPT1/4	9/16
PB1/4-N03		30.5	38.5	13.4	11	NPT3/8	11/16
PB1/4-N04		35	38.5	13.4	14	NPT1/2	7/8
PB5/16-N01	5/16	29	45.5	15	7.5	NPT1/8	9/16
PB5/16-N02		33	45.5	15	10.5	NPT1/4	9/16
PB5/16-N03		34	45.5	15	11	NPT3/8	11/16
PB5/16-N04		37	45.5	15	14	NPT1/2	7/8
PB3/8-N01	3/8	35	56	18.8	7.5	NPT1/8	11/16
PB3/8-N02		38	56	18.8	10.5	NPT1/4	11/16
PB3/8-N03		38.5	56	18.8	11	NPT3/8	11/16
PB3/8-N04		42.5	56	18.8	14	NPT1/2	7/8
PB1/2-N01	1/2	37.5.5	59	21	7.5	NPT1/8	7/8
PB1/2-N02		39.5	59	21	10.5	NPT1/4	7/8
PB1/2-N03		42	59	21	11	NPT3/8	7/8
PB1/2-N04		43	59	21	14	NPT1/2	7/8

PD

Run Tee

T型分支螺纹三通

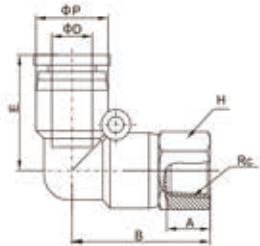


型号 Model	ΦD	E	B	ΦP	A	R	H
PD1/8-N01	1/8	18	41.5	11	7.5	NPT1/8	7/16
PD1/8-N02		18	44	11	10.5	NPT1/4	9/16
PD5/32-0N1	5/32	18	41.5	11	7.5	NPT1/8	7/16
PD5/32-N02		18	44	11	10.5	NPT1/4	9/16
PD1/4-N01	1/4	19	46	13.4	7.5	NPT1/8	1/2
PD1/4-N02		19	48.5	13.4	10.5	NPT1/4	9/16
PD1/4-N03		19	49.5	13.4	11	NPT3/8	11/16
PD1/4-N04		19	54	13.4	14	NPT1/2	7/8
PD5/16-N01	5/16	23	52.5	15	7.5	NPT1/8	9/16
PD5/16-N02		23	56	15	10.5	NPT1/4	9/16
PD5/16-N03		23	57	15	11	NPT3/8	11/16
PD5/16-N04		23	60	15	14	NPT1/2	7/8
PD3/8-N01	3/8	28	63	18.8	7.5	NPT1/8	11/16
PD3/8-N02		28	66	18.8	10.5	NPT1/4	11/16
PD3/8-N03		28	67.5	18.8	11	NPT3/8	11/16
PD3/8-N04		28	70	18.8	14	NPT1/2	7/8
PD1/2-N01	1/2	29.5	67	21	7.5	NPT1/8	7/8
PD1/2-N02		29.5	69	21	10.5	NPT1/4	7/8
PD1/2-N03		29.5	69.5	21	11	NPT3/8	7/8
PD1/2-N04		29.5	72.5	21	14	NPT1/2	7/8

PLF

Female Elbow

内螺纹弯通

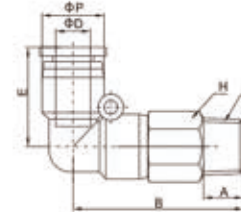


型号 Model	ΦD	E	B	ΦP	A	R	H
PLF1/8-N01	1/8	18	22.2	11	7.5	NPT1/8	9/16
PLF1/8-N02		18	25.5	11	10.5	NPT1/4	11/16
PLF5/32-0N1	5/32	18	22.2	11	7.5	NPT1/8	9/16
PLF5/32-N02		18	25.5	11	10.5	NPT1/4	11/16
PLF1/4-N01	1/4	19	26.2	13.4	7.5	NPT1/8	9/16
PLF1/4-N02		19	28.2	13.4	10.5	NPT1/4	11/16
PLF1/4-N03		19	29.8	13.4	11	NPT3/8	7/8
PLF1/4-N04		19	31.8	13.4	14	NPT1/2	7/8
PLF5/16-N01	5/16	23	28.5	15	7.5	NPT1/8	9/16
PLF5/16-N02		23	32	15	10.5	NPT1/4	11/16
PLF5/16-N03		23	33	15	11	NPT3/8	7/8
PLF5/16-N04		23	35	15	14	NPT1/2	7/8
PLF3/8-N01	3/8	27.5	32.8	18.8	7.5	NPT1/8	11/16
PLF3/8-N02		27.5	36	18.8	10.5	NPT1/4	11/16
PLF3/8-N03		27.5	37	18.8	11	NPT3/8	7/8
PLF3/8-N04		27.5	39	18.8	14	NPT1/2	7/8
PLF1/2-N01	1/2	29.5	34.5	21	7.5	NPT1/8	7/8
PLF1/2-N02		29.5	38	21	10.5	NPT1/4	7/8
PLF1/2-N03		29.5	39	21	11	NPT3/8	7/8
PLF1/2-N04		29.5	41	21	14	NPT1/2	7/8

PLL

Male Long Elbow

加长型螺纹弯通



型号 Model	ΦD	E	B	ΦP	A	R	H
PLL1/8-N01	1/8	18	33	11	7.5	NPT1/8	7/16
PLL1/8-N02		18	35	11	10.5	NPT1/4	9/16
PLL5/32-0N1	5/32	18	33	11	7.5	NPT1/8	7/16
PLL5/32-N02		18	35	11	10.5	NPT1/4	9/16
PLL1/4-N01	1/4	19	38.5	13.4	7.5	NPT1/8	1/2
PLL1/4-N02		19	41	13.4	10.5	NPT1/4	9/16
PLL1/4-N03		19	42.5	13.4	11	NPT3/8	11/16
PLL1/4-N04		19	46	13.4	14	NPT1/2	7/8
PLL5/16-N01	5/16	23	43.5	15	7.5	NPT1/8	9/16
PLL5/16-N02		23	45.5	15	10.5	NPT1/4	9/16
PLL5/16-N03		23	47.5	15	11	NPT3/8	11/16
PLL5/16-N04		23	51	15	14	NPT1/2	7/8
PLL3/8-N01	3/8	27.5	53	18.8	7.5	NPT1/8	11/16
PLL3/8-N02		27.5	55	18.8	10.5	NPT1/4	11/16
PLL3/8-N03		27.5	56	18.8	11	NPT3/8	11/16
PLL3/8-N04		27.5	59.5	18.8	14	NPT1/2	7/8
PLL1/2-N01	1/2	29.5	60	21	7.5	NPT1/8	7/8
PLL1/2-N02		29.5	60.5	21	10.5	NPT1/4	7/8
PLL1/2-N03		29.5	61.5	21	11	NPT3/8	7/8
PLL1/2-N04		29.5	65	21	14	NPT1/2	7/8

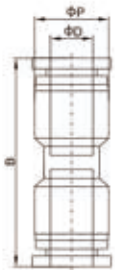
PU

Union Straight

直通



型号 Model	ΦD	B	ΦP
PU1/8	1/8	32	11
PU5/32	5/32	32.5	11
PU1/4	1/4	35	13.4
PU5/16	5/16	39	15
PU3/8	3/8	47	18.8
PU1/2	1/2	48.5	21



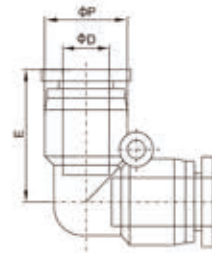
PV

Union Elbow

弯通



型号 Model	ΦD	B	ΦP
PV1/8	1/8	17.5	11
PV5/32	5/32	18	11
PV1/4	1/4	19	13.4
PV5/16	5/16	23	15
PV3/8	3/8	27.5	18.8
PV1/2	1/2	29.5	21

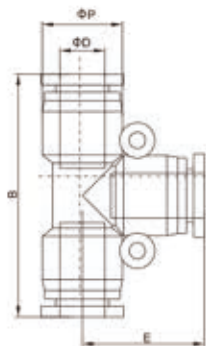


PE

Union Tee

T型三通

型号 Model	ΦD	B	ΦP	E
PE1/8	1/8	36	11	18
PE5/32	5/32	36.5	11	18
PE1/4	1/4	38.5	13.4	19
PE5/16	5/16	45.5	15	23
PE3/8	3/8	56	18.8	28
PE1/2	1/2	58.5	21	39.5



Compact One Touch Fittings
迷你接管头



特点

1. 迷你接头比普通型号体积小40%,外形尺寸小20%. 是小型化的快速接头;
2. 由于表面有镀镍处理,耐腐蚀性突出。

技术参数 / Specification

使用流体 / Fluid	空气, 真空 / Air, vacuum
使用压力范围 / Pressure Range	0~1.0MPa
负压 / Negative Pressure	-100KPa(10Torr)
耐压 / Max Pressure	1.5MPa
使用温度范围 / Temperature Range	0~60℃
适用软管 / Applicable Tube	尼龙及PU / NYLON(PA)Polyurethane(PU)

① 型号 / Type

② 气管外径 / Tube Outer Diameter

代号 / Code	公制管 / Metric Size		
	03	04	06
气管外径 mm Tube Outer Diameter	Φ3	Φ4	Φ6

Characteristics

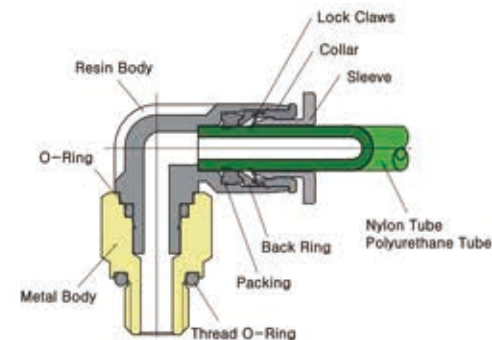
1. The smallest pneumatic fittings in the world. In fact, the volume is 40% less and the outside diameter is 20% less in comparison to those of the standard type.
2. Compact One-Touch Fittings are specially designed for pneumatic installations in equipment that are small and compact in size.

型号命名 / Product Code System

结构图 / Structure Chart

PC-C 03 - M3C

① ② ③

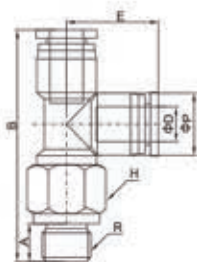


③ 螺纹型式及尺寸 / Thread Type and Size

代号 / Code	M3C	M5C	M6C	01C
螺纹 / Thread	M3x0.5	M5x0.8	M6x1.0	R1/8

PD-C

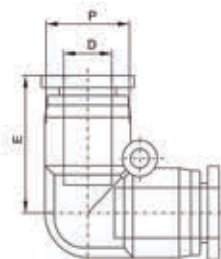
Run Tee T型分支螺纹三通



型号 Model	ΦD	E	B	ΦP	A	R	H
PD03-M3C	3	11.4	22.6	6.2	3	M3*0.5	5.5
PD03-M5C		11.4	24.7	6.2	3.5	M5*0.8	8
PD03-M6C		11.4	26.7	6.2	3.9	M6*1	8
PD04-M3C	4	14.1	28.1	8.1	3	M3*0.5	5.5
PD04-M5C		14.1	28.6	8.1	3.5	M5*0.8	8
PD04-M6C		14.1	29	8.1	3.9	M6*1	8
PD06-M5C	6	16.1	30.8	10.7	3.5	M5*0.8	8
PD06-M6C		16.1	31.5	10.7	3.9	M6*1	8
PD06-01C		16.1	32.4	10.7	7	R1/8	10

PV-C

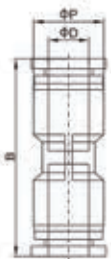
Union Elbow 弯通



型号 Model	ΦD	B	ΦP
PV3C	3	11.6	6.2
PV4C	4	15.5	8.1
PV6C	6	18.4	10.7

PU-C

Union Straight 直通



型号 Model	ΦD	B	ΦP
PU3C	3	19.8	6.2
PU4C	4	25	8.1
PU6C	6	25.6	10.7

PG-C

Unequal Union Straight 变径直通

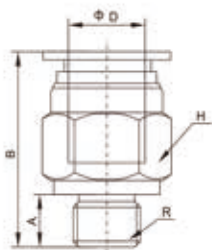


型号 Model	ΦD1	ΦD2	B	ΦP
PG04-3	4	3	24.5	8.1
PG06-4	6	4	25.5	10.7

PC-C

Male Straight

螺纹直通

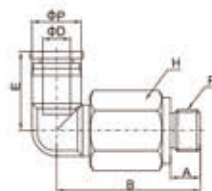


型号 Model	ΦD	R	A	B	H
PC03-M3C	3	M3*0.5	3	15	5.5
PC03-M5C		M5*0.8	3.5	15.6	8
PC03-M6C		M6*1	3.9	15.9	8
PC04-M3C	4	M3*0.5	3	17	5.5
PC04-M5C		M5*0.8	3.5	17	8
PC04-M6C		M6*1	3.9	17.4	8
PC06-M5C	6	M5*0.8	3.5	17.6	8
PC06-M6C		M6*1	3.9	18	8
PC06-01C		R1/8	7	20	10

PLL-C

Male Long Elbow

加长型螺纹弯通

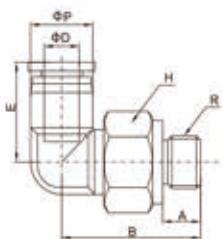


型号 Model	ΦD	R	A	ΦP	E	B	H
PLL03-M3C	3	M3*0.5	3	6.2	11.1	22.4	5.5
PLL03-M5C		M5*0.8	3.5	6.2	11.1	21.7	8
PLL03-M6C		M6*1	3.9	6.2	11.1	27.8	8
PLL04-M3C	4	M3*0.5	3	8.1	15.9	28.4	5.5
PLL04-M5C		M5*0.8	3.5	8.1	15.9	27.2	8
PLL04-M6C		M6*1	3.9	8.1	15.9	27.6	8
PLL06-M5C	6	M5*0.8	3.5	10.7	16.4	28.2	8
PLL06-M6C		M6*1	3.9	10.7	16.4	34.3	8
PLL06-01C		R1/8	7	10.7	16.4	38.8	10

PL-C

Male Elbow

螺纹弯通

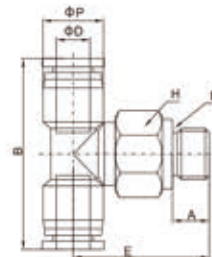


型号 Model	ΦD	R	A	ΦP	E	B	H
PL03-M3C	3	M3*0.5	3	6.2	11.1	15	5.5
PL03-M5C		M5*0.8	3.5	6.2	11.1	15.6	8
PL03-M6C		M6*1	3.9	6.2	11.1	15.9	8
PL04-M3C	4	M3*0.5	3	8.1	15.9	17	5.5
PL04-M5C		M5*0.8	3.5	8.1	15.9	17	8
PL04-M6C		M6*1	3.9	8.1	15.9	17.4	8
PL06-M5C	6	M5*0.8	3.5	10.7	16.4	17.6	8
PL06-M6C		M6*1	3.9	10.7	16.4	18	8
PL06-01C		R1/8	7	10.7	16.4	20	10

PB-C

Branch Tee

螺纹三通



型号 Model	ΦD	E	B	ΦP	A	R	H
PB03-M3C	3	12.4	22.8	6.2	3	M3*0.5	5.5
PB03-M5C		13.5	22.8	6.2	3.5	M5*0.8	8
PB03-M6C		15.5	22.8	6.2	3.9	M6*1	8
PB04-M3C	4	14.5	28.2	8.1	3	M3*0.5	5.5
PB04-M5C		15	28.2	8.1	3.5	M5*0.8	8
PB04-M6C		15.5	28.2	8.1	3.9	M6*1	8
PB06-M5C	6	15.5	32.2	10.7	3.5	M5*0.8	8
PB06-M6C		16.5	32.2	10.7	3.9	M6*1	8
PB06-01C		17.4	32.2	10.7	7	R1/8	10